

Bharose Ke Rang...



RELY PAINTS®

About Us

Established in 2012, our company is a leading provider of high-quality paints and coatings for residential and commercial use. We are committed to providing our customers with the best products and services to meet their needs. Our team of experts has years of experience in the industry and is dedicated to delivering exceptional results.

We offer a wide range of products, including interior and exterior paints, primers, and specialty coatings. Our products are made with the highest quality materials and are designed to provide long-lasting protection and durability. We also offer custom color matching services to help you find the perfect shade for your project.

At our company, we believe in providing our customers with the best possible experience. That's why we offer fast and reliable shipping, competitive pricing, and exceptional customer service. We are committed to your satisfaction and will do everything we can to ensure that you are completely happy with your purchase.

Thank you for choosing our company for your painting needs. We look forward to serving you and helping you achieve your vision







Interior Wall Finishes



Amaze Acrylic Distemper

Rely Paints Amaze Acrylic Distemper is a water based acrylic co-polymer emulsion, interior wall paint. It is a low cost value for money product and highly affordable.

Product Features

- Superior whiteness
- Unmatched shade retention
- Highly affordable
- Better finish & coverage
- Washable paint



Colour Range
500+ Shades



Application
Brush



Recommended
Thinner/ Cleaner
Potable Water



Finish
Smooth & Matt



Coverage
65-85
sqft/ kg/ 2 coat**



Dilution
Brush & Roller
60 - 70% of water/kg of
Distemper



Drying Time
SD: 15-30 mins
depending on weather
conditions.
HD: 6 - 8 hours

**Actual coverage may vary from the quoted coverage due to factors such as method and condition of application and surface roughness and porosity.

Recommended Usage: On smooth primed plastered surfaces, asbestos, brickwork, Fibreboard.

Note: Not recommended on lime wash

Packs:



Little Amaze Interior Emulsion



Rely Paints Little Amaze Interior Emulsion is a water based acrylic co-polymer emulsion and economical interior wall paint. It is a low cost value for money product and highly affordable. It is a upgrade paint than distemper and also giving higher coverage than Distemper.

Product Features

- Highly affordable and economical paint
- Value for money
- Better finish & coverage than distemper
- Good washability

 <p>Colour Range 750+ Shades</p>	 <p>Application Brush/ Roller/ Spray</p>	 <p>Recommended Thinner/ Cleaner Potable Water</p>	 <p>Finish Smooth & Matt</p>
 <p>Coverage 105-125 sqft/ ltr/ 1 coat** 45-55 sqft/ ltr/ 2 coats**</p>	 <p>Dilution Brush & Roller 45 - 50% of water/ltr of emulsion Spray 50 - 60% of water/ ltr of emulsion</p>	 <p>Drying Time SD: 25-35 mins depending on weather conditions. HD: 4 - 6 hours</p>	 <p>Gloss Level 2-5 at 60 deg GH when released</p>

**Actual coverage may vary from the quoted coverage due to factors such as method and condition of application and surface roughness and porosity.

Recommended Usage: On smooth primed plastered surfaces, asbestos, brickwork, Fibreboard.

Note: Not recommended on lime wash

Packs:





Amaze Interior Acrylic Emulsion

Amaze Emulsion has a smooth and stylish matt finish, making it an ideal choice for the price conscious customer.

It has twice the durability of a distemper and is suitable for a wide variety of surfaces. It is formulated with special color fast pigments with excellent anti-fading properties.

Product Features

- Value for money – better finish than distemper
- Coverage – spreads twice as much as distemper thereby covers twice the wall space
- Anti-fungal– resists growth of algae, fungus and moulds



Colour Range
1500+ shades



Application
Brush/ Roller/
Spray



Recommended Thinner/ Cleaner
Potable Water



Finish
Smooth & Matt



Coverage
240-250
sqft/ ltr/ 1 coat**
125-135
sqft/ ltr/ 2 coat**



Dilution
Brush & Roller
45% - 50%
of water/ ltr of emulsion
Spray
50- 60% of water/ ltr of
emulsion



Drying Time
SD: 20-30 mins
depending on weather
conditions.
HD: 4 - 6 hours



Gloss Level
2-5 at 60 deg GH
when released

**Actual coverage may vary from the quoted coverage due to factors such as method and condition of application and surface roughness and porosity.

Recommended Usage: On smooth primed plastered surfaces, asbestos, brickwork, fibreboard.

Note: Not recommended on lime wash

Packs:



1 Ltr



4 Ltr



10 Ltr



20 Ltr



Amaze Sparkle Interior Emulsion



Amaze Sparkle Interior Emulsion gives a smooth, bright & sheen finish to the wall at an affordable price. It has twice the durability of distemper and is suitable for a wide range of surfaces.

Product Features

- Smooth & soft sheen finish
- Value for money
- Better finish than distemper
- 2x coverage as compared to distemper
- Anti-fungal properties

 <p>Colour Range 1500+ Shades</p>	 <p>Application Brush/ Roller/ Spray</p>	 <p>Recommended Thinner/Cleaner Potable Water</p>	 <p>Finish Smooth Sheen Finish</p>
 <p>Coverage 240-250 sqft/ ltr/ 1 coat** 125-135 sqft/ ltr/ 2 coats**</p>	 <p>Dilution Brush & Roller 45 - 55% of water/ltr of emulsion Spray 40 - 50% of water/ ltr of emulsion</p>	 <p>Drying Time SD: 15-25 mins depending on weather conditions. HD: 6 - 8 hours</p>	 <p>Gloss Level 6-9 at 60 deg GH when released</p>

**Actual coverage may vary from the quoted coverage due to factors such as method and condition of application and surface roughness and porosity.

Recommended Usage: On smooth primed plastered surfaces, asbestos, brickwork, and Fibreboard.

Note: Not recommended on lime wash

Packs:





Majestic Premium Interior Emulsion

Rely Paints Majestic Premium Interior Emulsion is a water based 100% acrylic co-polymer emulsion formulated with fine pigments and special additives like anti-fungal, anti-fading, anti-algae. It gives a rich smooth matt finish that oozes sophistication. It is designed with stain guard technology that guards the walls against stains and ensures easy cleanability. It is a long lasting film that keeps your house as good as new for a long time.

Product Features

- Improved whiteness
- Butter-like smoothness
- High coverage
- Good washability
- Stain guard
- Anti-fungal & anti-algae



Colour Range
1000+ shades



Application
Brush/ Roller/
Spray



Recommended
Thinner/ Cleaner
Potable Water



Finish
Smooth & Matt



Coverage
260-270
sqft/ ltr/ 1 coat**
145-155
sqft/ ltr/ 2 coat**



Dilution
Brush & Roller
50% - 60%
of water/ ltr of emulsion
Spray
65- 75% of water/ ltr of
emulsion



Drying Time
SD: 15-30 mins
depending on weather
conditions.
HD: 3 - 4 hours



Gloss Level
2-5 at 60 deg GH
when released

**Actual coverage may vary from the quoted coverage due to factors such as method and condition of application and surface roughness and porosity.

Recommended Usage: On plastered surfaces, asbestos, brickwork, fibreboard.

Note: Not recommended on lime wash

Packs:



Majestic Sparkle Premium Interior Emulsion

Rely Paints Majestic Sparkle Premium Interior Emulsion is a water based paint formulated with special types of cross-linking polymers, in pigments and special additives like anti-fungal, anti-fading, anti-algae. It's advanced stain guard technology protects life of paint by making stains easy to clean. It gives a refreshing fragrance that gives a pleasant smell during painting and reduces discomfort from paint smell. The paint exhibits water beading technology which ensures the water based stains do not stick easily to the surface of the paint.



Product Features

- Excellent whiteness
- Butter-like smoothness
- High coverage
- Very high washability
- Advanced stain guard
- Non-stick paint film
- Pleasant fragrance



Colour Range
1500+ shades



Application
Brush/ Roller/
Spray



**Recommended
Thinner/ Cleaner**
Potable Water



Finish
Smooth & Low
Sheen Gloss



Coverage
260-270
sqft/ ltr/ 1 coat**
145-155
sqft/ ltr/ 2coats**



Dilution
Brush & Roller
30-40% of water/ ltr of
emulsion
Spray
30 - 40% of water/ ltr
of emulsion



Drying Time
SD: 15-30 mins
depending on
weather conditions.
HD: 5 - 6 hours



Gloss Level
6-9 at 60 deg GH
when released

**Actual coverage may vary from the quoted coverage due to factors such as method and condition of application and surface roughness and porosity.

Recommended Usage: On smooth primed plastered surfaces.

Note: Not recommended on lime wash

Packs:





Elite Luxury Interior Emulsion

Rely Paints Elite Luxury Sheen Interior Emulsion is a water based paint formulated with special types of cross-linking polymers, fine pigments and special additives like anti-fungal, anti-fading, anti-algae. It's advanced stain guard technology protects life of paint by making stains easy to clean.

It gives a refreshing fragrance that gives a pleasant smell during painting and reduces discomfort from paint smell. The paint exhibits water beading technology which ensures the water based stains do not stick easily to the surface of the paint. It fortifies your walls against tough stains, increases durability and reinforces the strength of the paint film.

Product Features

- Soft high sheen smoothness
- Higher opacity
- Very high washability
- Advanced stain guard
- Non-stick paint film
- Pleasant fragrance
- High durability
- Flexible enough to cover hair cracks



Colour Range
1500+ shades



Application
Brush/ Roller/
Spray



**Recommended
Thinner/ Cleaner**
Potable Water



Finish
Smooth & High
Sheen Gloss



Coverage
280-300
sqft/ ltr/ 1 coat**
155-165
sqft/ ltr/ 2 coats**



Dilution
Brush & Roller
40% - 45% of water/ltr of
emulsion
Spray
65% of water/ ltr of emulsion



Drying Time
SD: 25-30 mins
depending on weather
conditions.
HD: 3 - 4 hours



Gloss Level
9-15 at 60 deg GH
when released

**Actual coverage may vary from the quoted coverage due to factors such as method and condition of application and surface roughness and porosity.

Recommended Usage: On smooth primed plastered surfaces.

Note: Not recommended on lime wash

Packs:









Exterior Wall Finishes



Little Aura Exterior Emulsion

Rely Paints Little Aura Exterior Emulsion is a water based acrylic co-polymer emulsion & economical exterior wall paint. It is a low cost value for money product and highly affordable. It lasts longer than cement paint and hence proves more economical in the long run. It offers excellent resistance to chalking, cracking and weathering in comparison to cement paint.

Product Features

- Highly affordable and economical paint
- Value for money
- Better finish & coverage than cement paint
- Superior film integrity
- Weather resistant



Colour Range
750+ Shades



Application
Brush/ Roller/
Spray



**Recommended
Thinner/ Cleaner**
Potable Water



Finish
Smooth & Matt



Coverage
105-125
sqft/ ltr/ 1 coat**
50-60
sqft/ ltr/ 2 coats**



Dilution
Brush & Roller
65% - 75%
of water/ ltr of emulsion
Spray
65- 75% of water/ ltr of
emulsion



Drying Time
SD: 15-30 mins
depending on weather
conditions.
HD: 4 - 6 hours

**Actual coverage may vary from the quoted coverage due to factors such as method and condition of application and surface roughness and porosity.

Recommended Usage: On smooth primed plastered surfaces, asbestos, brickwork, fibreboard.

Note: Not recommended on lime wash

Packs:



Aura Exterior Emulsion

Aura Exterior Emulsion lasts longer than cement paint and hence proves more economical in the long run.

It provides better anti-algal protection than cement paint especially in dry to moderately humid climatic conditions. It offers excellent resistance to chalking, cracking and prevents the growth of fungus in comparison to cement paint. It's modified acrylic binder ensures that paint stays on your wall longer than cement paint.



Product Features

- Aura Exterior Emulsion is an upgrade to cement paints which lasts longer having a life span of 3 years hence proves more economical
- Anti-fungal & anti-algal – resists growth of algae, fungus and moulds



Colour Range
1500+ Shades



Application
Brush/ Roller/
Spray



**Recommended
Thinner/ Cleaner**
Potable Water



Finish
Matt



Coverage
110-130
sqft/ ltr/ 1 coat**
55-65
sqft/ ltr/ 2 coats**



Dilution
Brush & Roller
60% - 70% of water/ ltr of
emulsion



Drying Time
SD: 15-30 mins
depending on weather
conditions.
HD: 4 - 6 hours

**Actual coverage may vary from the quoted coverage due to factors such as method and condition of application and surface roughness and porosity.

Packs:



Recommended Usage: Suitable for application as a nish coat for plastered surfaces, concrete walls, ber board, asbestos, gypsum board & false ceiling.

Note: Not recommended on lime wash





Aura Sparkle Exterior Emulsion

Aura Sparkle Exterior Emulsion is a modified acrylic emulsion-based exterior paint suitable for moderate to dry climatic regions. The paint has a high sheen finish compared to economy paints, therefore imparts a rich look on the exterior walls. The product is resistant to chalking, flaking, and fading as well as prevents the growth of algae & fungus.

Product Features

- Soft sheen finish
- Resistant to chalking, cracking, fading & weathering
- Anti-fungal and anti-algal properties
- Water resistance technology
- Superior film Integrity
- 3-year performance warranty



Colour Range
1500+ Shades



Application
Brush/ Roller/
Spray



Recommended Thinner/ Cleaner
Potable Water



Finish
Soft Sheen Finish



Coverage
110-130
sqft/ ltr/ 1 coat**
55-65
sqft/ ltr/ 2 coat**



Dilution
Brush & Roller
50% - 60%
of water/ ltr of emulsion
For Darker Shades:
0 - 10%
of water/ ltr of emulsion



Drying Time
SD: 30 mins
depending on weather
conditions.
HD: 4 - 6 hours



Gloss Level
4-7 at 60 deg GH
(depends on shade)
measured as per standard
method

**Actual coverage may vary from the quoted coverage due to factors such as method and condition of application and surface roughness and porosity.

Recommended Usage: Suitable for application on Cement Plaster, Sand Plaster, asbestos, brickwork and concrete blocks


Note: Not recommended on lime wash

Packs:



Everlast Weather Guard Exterior Emulsion

Rely Paints Everlast Weather Guard Exterior Emulsion is a 100% acrylic water based paint suitable for exterior walls. The paint provides soft sheen finish to the walls. It is formulated to withstand harsh environmental condition like rainfall, humidity & heat. It provides excellent resistance to growth of algae and fungi on the walls. It provides excellent protection against UV attack thus ensuring that the color doesn't fade for a longer time and the paint lasts longer.



Product Features

- Anti fungal & anti algal resistant
- Weather resistant
- Sheen finish
- Excellent protection against UV attack



Colour Range
1500+ Shades



Application
Brush/ Roller/
Spray



**Recommended
Thinner/ Cleaner**
Potable Water



Finish
Smooth &
Soft Sheen



Coverage
110-130
sqft/ ltr/ 1 coat**
55-65
sqft/ ltr/ 2 coat**



Dilution
Brush & Roller
55%-65%
of water/ ltr of emulsion
Spray
40% of water/ ltr
of emulsion



Drying Time
SD: 15-25 mins
depending on weather
conditions.
HD: 5 - 6 hours



Gloss Level
2-5 at 60 deg GH
when released

**Actual coverage may vary from the quoted coverage due to factors such as method and condition of application and surface roughness and porosity.

Packs:



Recommended Usage: On smooth primed plastered surfaces, asbestos, brickwork, fibreboard.

Note: Not recommended on lime wash



Everlast Ultimate Total Guard Exterior Emulsion

Rely Paints Everlast Ultimate Total Guard Exterior Emulsion is a 100% acrylic water based paint suitable for exterior walls.

The paint provides rich sheen finish to the walls. It is formulated to withstand harsh environmental condition like rainfall, humidity & heat. It provides excellent resistance to microbial attack by retarding the growth of algae and fungi on the walls.

It provides excellent protection against UV attack thus ensuring that the color doesn't fade for a longer time and the paint lasts longer. The paint has added silicon which imparts enhanced water repellence. The paint comes with a 5 years performance warranty

Product Features

- Anti fungal & anti algal resistant
- Weather resistant
- Rich sheen finish
- Excellent protection against uv attack
- 5 Years performance warranty
- Dirt & water repellent properties



Colour Range
750+ Shades



Application
Brush/ Roller/
Spray



**Recommended
Thinner/ Cleaner**
Potable Water



Finish
Smooth & Matt



Coverage
110-130
sqft/ ltr/ 1 coat**
55-65
sqft/ ltr/ 2 coat**



Dilution
Brush & Roller
65% - 75% of water/ ltr of
emulsion



Drying Time
SD: 15-30 mins
depending on weather
conditions.



Gloss Level
7-10 at 60 deg GH
when released

Spray
65- 75% of water/ ltr of
emulsion

HD: 4 - 6 hours

**Actual coverage may vary from the quoted coverage due to factors such as method and condition of application and surface roughness and porosity.

Recommended Usage: On smooth primed plastered surfaces, asbestos, brickwork, fibreboard.

Note: Not recommended on lime wash

Packs:









Undercoats



Water

The image features a vibrant, abstract background. The top half is a solid, bright cyan blue, while the bottom half is a deep, rich orange. The boundary between the two colors is fluid and organic, with the orange appearing to flow upwards and spread across the bottom. The overall effect is reminiscent of ink or paint being poured into water, creating soft, billowing shapes. In the center, the word "Thinnable" is written in a clean, white, sans-serif font. The text is centered horizontally and vertically, standing out clearly against the blue background.

Thinnable



Wallshield Interior Cement Primer

Rely Paints Wallshield Interior Primer is a water based acrylic primer specially formulated with micro fine pigments along with extenders and different additives. It is an air drying primer for masonry surfaces providing a hard tough film

Product Features

- Excellent whiteness
- High opacity
- Easy brushability
- Resistance to chalking
- Increase top coat coverage



**Actual coverage may vary from the quoted coverage due to factors such as method and condition of application and surface roughness and porosity.

Recommended Usage: On plastered surfaces, asbestos, brickwork, fibreboard.

Note: Not recommended on lime wash

Packs:



Wallshield Exterior Cement Primer



Rely Paints Wallshield Exterior Primer is a water based acrylic primer specially formulated with micro fine pigments along with extenders and different additives. It is an air drying primer for masonry surfaces providing a hard tough film.

Product Features

- Excellent whiteness
- High opacity
- Easy brushability
- Resistance to chalking
- Increase top coat coverage

 Colour Range White Only	 Application Brush/ Roller	 Recommended Thinner/Cleaner Potable Water	 Finish Matt
 Coverage 90-110 sqft/ ltr/ 1 coat** 45-55 sqft/ ltr/ 2 coats**	 Dilution Brush & Roller 100% of water/ ltr of primer depending on required consistency	 Drying Time SD: 15-30 mins depending on weather conditions. HD: 4 - 6 hours	

**Actual coverage may vary from the quoted coverage due to factors such as method and condition of application and surface roughness and porosity.

Recommended Usage: On plastered surfaces, asbestos, brickwork, fibreboard.

Note: Not recommended on lime wash

Packs:





Little Wallshield Interior Cement Primer

Rely Paints Little Wallshield Interior Cement Primer is a water based acrylic primer specially formulated with micro fine pigments along with extenders and different additives. It is an air drying primer for masonry surfaces providing a hard tough film

Product Features

- Good whiteness
- Easy brushability
- Resistance to chalking
- Increase top coat coverage


Colour Range
 White Only


Application
 Brush/ Roller


Recommended Thinner/ Cleaner
 Potable Water


Finish
 Matt


Coverage
 70-90 sqft/ ltr/ 1 coat**
 40-45 sqft/ ltr/ 2 coats**


Dilution
Brush & Roller
 100% of water/ ltr of primer depending on required consistency


Drying Time
SD: 30-45 mins
 depending on weather conditions.
HD: 4 - 6 hours

**Actual coverage may vary from the quoted coverage due to factors such as method and condition of application and surface roughness and porosity.

Recommended Usage: On plastered surfaces, asbestos, brickwork, fibreboard.

Note: Not recommended on lime wash

Packs:







Solvent



Thinnable



RP Red Oxide Metal Primer Solvent Thinnable

Rely RP Red Oxide Metal Primer is based on alkyd resin suitably pigmented with micro fine red oxide and extenders. It offers good corrosion resistance and are free from lead, mercury & chromium.

It also offers good opacity, coverage, flow & levelling and good adhesion properties.

Product Features

- Good smoothness
- Value for money
- Economical primer
- Good adhesion



Colour Range
Red Oxide



Application
Brush/ Spray



Recommended
Thinner/ Cleaner
MTO
(Rely Thinner 555)



Finish
Smooth & Matt



Coverage
140-160
sqft/ ltr/ 1 coat**



Dilution
Brush
5%-10% of Rely Thinner 555
Spray
10%-15% of Rely Thinner 555



Drying Time
SD: Less than 1 hour
(at 18-25 microns DFT)
at 25 deg C - 30 deg C
HD: Overnight, depending
on ambient conditions



Gloss Level
5-10 at 60 deg GH
on tin plate when
released

**Actual coverage may vary from the quoted coverage due to factors such as method and condition of application and surface roughness and porosity.

Recommended Usage: Suitable for priming ferrous metal substrates.

Note: Not recommended on lime wash

Packs



500 ml



1 Ltr



4 Ltr



20 Ltr

RP White Primer Solvent Thinnable







Rely RP White Primer is based on alkyd resin suitably pigmented with micro fine pigments and extenders.

It is ideal for concrete and wooden surfaces and can also be used on ferrous metallic surfaces.



Product Features

- Good smoothness
- Value for money
- Economical primer
- Good adhesion
- Alkali resistant primer
- It is free from heavy metals like lead, mercury and chromium

 Colour Range White Only	 Application Brush/ Roller	 Recommended Thinner/ Cleaner MTO (Rely Thinner 555)	 Finish Smooth & Matt
 Coverage 140-160 sqft/ ltr/ 1 coat** 80-100 sqft/ ltr/ 2 coats**	 Dilution Brush 5%-10% of Rely Thinner 555 Spray 10%-15% of Rely Thinner 555	 Drying Time SD: Less than 3 hour (at 18-25 microns DFT) at 25 deg C - 30 deg C HD: Overnight, depending on ambient conditions	 Gloss Level 5-10 at 60 deg GH on tin plate when released

**Actual coverage may vary from the quoted coverage due to factors such as method and condition of application and surface roughness and porosity.

Recommended Usage: Suitable for priming masonry and asbestos surfaces. Preferable to use only on interior surfaces like wall, doors, windows, furniture, cabinets, etc

Note: Not recommended on lime wash

Packs





Koyal Wood Primer

Rely Paints Koyal Wood Primer is a specially formulated undercoat for wooden substrates, which assures strong adhesion and enhances performance of the paint film.

Product Features

- Good smoothness
- Value for money
- Good adhesion
- Alkali Resistant Primer
- It is free from heavy metals like lead, mercury and chromium



Colour Range
White/Pink/Grey



Application
Brush/Spray



Recommended Thinner/Cleaner
Rely Thinner 555 or Rely Universal Thinner 444



Finish
Smooth & Matt



Coverage
120-140 sqft/ ltr/ 1 coat**
75-95 sqft/ ltr/ 2 coats**



Dilution
Brush/ Spray
10-15% of Rely Thinner 555 in 1 ltr of Koyal Wood Prime



Drying Time
SD: 30 mins
minimum
Hard Dry: 6-8 hours at 25 deg C
OverCoating: Overnight.



Gloss Level
5-10 at 60 deg GH on tin plate when released

**Actual coverage may vary from the quoted coverage due to factors such as method and condition of application and surface roughness and porosity.

Recommended Usage: Ideal for use on wooden surfaces

Note: Not recommended on lime wash

Packs



500 ml



1 Ltr



4 Ltr



20 Ltr







TopCoats



Inspire Full Gloss Premium Enamel

Rely Inspire Full Gloss Premium Enamel is manufactured with suitable alkyd, finest pigments and some important additives and solvents. It gives a mirror like gloss with tough film thereby serves as a protective armour around the painted surface.

Product Features

- Mirror like gloss
- Excellent adhesion to ferrous and wood
- Surfaces with high opacity/ spreading ability
- Good outdoor durability and color retention properties
- Highly washable



Colour Range
1500+ Shades



Application
Brush/ Spray



Recommended Thinner/ Cleaner
MTO
(Rely Thinner 555)



Finish
Rich Gloss



Coverage
190-225 sqft/ ltr/ 1 coat**
95-125 sqft/ ltr/ 2 coats**



Dilution
Brush
5%-10% of Rely Thinner 555
Spray
15%-20% of Rely Thinner 555



Drying Time
SD: Within 30 mins
depending on weather conditions.
HD: Overnight, depending on ambient conditions



Gloss Level
90+ at 60 deg GH when released

**Actual coverage may vary from the quoted coverage due to factors such as method and condition of application and surface roughness and porosity.

Recommended Usage: Suitable for application as a finish coat on all surfaces mainly on mild steel, wooden surfaces and suitably prepared masonry surfaces.

Note: Not recommended on lime wash

Packs



Aspire Hi-Gloss PU Enamel



Rely Aspire Hi-Gloss PU Enamel is manufactured with suitable alkyd, finest pigments and some important additives and solvents. It gives a mirror like gloss with tough film thereby serves as a protective armour around the painted surface.

Product Features

- Mirror like gloss
- Excellent adhesion to ferrous and wood
- Surfaces with high opacity/spreading ability
- Good outdoor durability and color retention properties
- Highly washable

			
Colour Range 1500+ Shades	Application Brush/ Spray	Recommended Thinner/Cleaner MTO (Rely Thinner 555)	Finish Smooth & Glose
			
Coverage 180-215 sqft/ ltr/ 1 coat** 85-120 sqft/ ltr/ 2 coats**	Dilution Brush 5%-10% of Rely Thinner 555 Spray 15%-20% of Rely Thinner 555	Drying Time SD: 3-4 hours depending on weather conditions. HD: Overnight, depending on ambient conditions	Gloss Level 75-85 at 60 deg GH when released

**Actual coverage may vary from the quoted coverage due to factors such as method and condition of application and surface roughness and porosity.

Recommended Usage: Suitable for application as a finish coat on all surfaces mainly on mild steel, wooden surfaces and suitably prepared masonry surfaces.

Note: Not recommended on lime wash

Packs





Desire Synthetic Enamel

Rely Desire Synthetic Enamel is a long lasting, glossy, solvent based paint for interior surfaces only.

Product Features

- Good gloss
- Value for money
- Economy interior solvent based paint



Colour Range
25+ Shades



Application
Brush/ Spray



Recommended
Thinner/ Cleaner
MTO
(Rely Thinner 555)



Finish
Smooth & Low
Sheen Gloss



Coverage
135-165
sqft/ ltr/ 1 coat**
70-90
sqft/ ltr/ 2 coat**



Dilution
Brush
5%-10% of Rely
Thinner 555
Spray
15%-20% of Rely
Thinner 555



Drying Time
SD: 3-4 hours
depending on weather
conditions.
HD: Overnight,
depending on ambient
conditions



Gloss Level
55-65 at 60 deg GH
when released

**Actual coverage may vary from the quoted coverage due to factors such as method and condition of application and surface roughness and porosity.

Recommended Usage: Suitable for application as a finish coat on all interior surfaces mainly on mild steel like grills, shutters, steel furniture, gates, etc and on wooden surfaces like doors, windows, furniture, cabinets, wooden walls and suitably prepared masonry

Note: Not recommended on lime wash

Packs



Silverline Aluminium Paint (Dual Pack)

Rely Paints Silverline Aluminium Paint is a dual pack general purpose Aluminium paint having very good lusture. It gives a protective metallic finish, designed to be used on well prepared metal surfaces like storage tanks, roofs and pipework.

The paint film reflects heat and light while also protecting from corrosion due to its water permeable nature.



Product Features

- Interior & exterior durable
- Heat resistant
- Corrosion resistant
- No added lead, mercury or chromium compounds

 Colour Range Aluminium	 Application Brush/Spray	 Recommended Thinner/ Cleaner Rely Thinner 555 or Rely Universal Thinner 444	 Finish Bright, Smooth Lustrous
 Coverage 160-200 sqft/ ltr/ 1 coat** 85-105 sqft/ ltr/ 2 coats**	 Dilution By Brush/ Spray: Not recommended but in case if required add 5% of Rely Thinner 555	 Drying Time SD: 30-45 minutes Hard Dry: 6-8 hours at 30 deg C	

**Actual coverage may vary from the quoted coverage due to factors such as method and condition of application and surface roughness and porosity.

Recommended Usage: Recommended for interior and exterior use as a high performance, protective nishing paint for all types of structural steel, steel sheeting, bridges, oil and petrochemical storage tanks, installation and equipment in a wide variety of industries. The brightmetallic nish of the paint acts as a good heat reactor

Note: Not recommended on lime wash

Packs







Auto Finishes/ Wood Finishes



Swift-O-Gloss QD Finish Paint

Swift-O-Gloss QD Finish Paint is a fast drying high gloss enamel based on alkyd resins. It provides excellent adhesion to the surface and provides mirror like gloss hold out characteristics.

Product Features

- Excellent smoothness gloss and hardness
- Superb flow and levelling
- Dries much faster than inspire, aspire and desire the pu enamel or synthetic
- It is free from heavy metals like lead, mercury and chromium



Colour Range
200+ solid shades



Application
Spray



Recommended Thinner/ Cleaner
Rely Auto Thinner



Finish
Smooth & Glossy



Coverage
170-210
sqft/ ltr/ 1 coat**
85-115
sqft ltr/ 2 coats**



Dilution
Spray
30% - 50% of Rely
Auto Thinner



Drying Time
Dust free Drying Time:
30-40 mins minimum
Handle to dry: 5-7 mins
Nail Hardness: Overnight
Into Service time: 24
hours minimum



Gloss Level
80+ units at 20 deg
GH on tin plate
when released

**Actual coverage may vary from the quoted coverage due to factors such as method and condition of application and surface roughness and porosity.

Recommended Usage: It is especially designed for finishing of all types of vehicles including cars, trucks, trailers and buses.

Note: Not recommended on lime wash

Packs



Autolac N.C. Putty

Autolac NC Putty is a special glazing putty for wooden and steel surfaces. Specifically developed, based on nitrocellulose, alkyd resins and extender combinations.

Putty for wooden surfaces for better leveling for wooden furniture and carpentry works. Also suitable as a body filler for automotive surfaces.



Product Features

- Universal grade [wood / metal]
- Very good adhesion
- Very good leveling
- Very good sealing & filling properties
- Fast drying
- Easy to apply



Colour Range
Grey



Application
Glazing Knife



Recommended Thinner/ Cleaner
Rely Thinner 222/444



Finish
Matt



Coverage
70-90 sqft/ Kg/ 1 coat**



Dilution
By Knife: Rely Thinner 222/444 in 1kg of Autolac NC Putty as much as it is ready for use.



Drying Time
Surface Dry: 15 - 30 mins minimum
Tack free: 60 mins at 25 deg C
Hard Dry: 4-6 hours

**Actual coverage may vary from the quoted coverage due to factors such as method and condition of application and surface roughness and porosity.

Recommended Usage: Ideal for use on wooden surfaces for better leveling for wooden furniture and carpentry works. Also suitable as a body filler for automotive surfaces.

Note: Not recommended on lime wash

Packs





Autolac N.C. Primer Surfer

Rely Paints Autolac NC primer surfer exhibits excellent hiding power, dries outstanding, filling flexibility with easy sanding properties.

Containing special additives that provide very good adhesion characteristics properties on porous wood and exhibits outstanding adhesion, flexibility and over coating properties on degreased metal.

Product Features

- Universal grade [wood / metal]
- Very good adhesion
- Very good leveling
- Very good filling properties
- Fast drying
- Easy to apply



Colour Range
White/ Grey



Application
Spray



Recommended Thinner/ Cleaner
Rely Thinner 222/444



Finish
Smooth & Matt



Coverage
190-220
sqft/ ltr/ 1 coat**
105-125
sqft/ ltr/ 2 coats**



Dilution
By Spray: 150-200% of
Rely Thinner
222/444 in 1ltr of Autolac
NC Primer Surface



Drying Time
Surface Dry: 5 - 10 mins
minimum
Tack free: 30-35 mins at
25 deg C
Sanding: 4 hours at 25
deg C
OverCoating: 1.5 hours
minimum



Gloss Level
5-10 units at 60
deg GH
on tin plate
when released

**Actual coverage may vary from the quoted coverage due to factors such as method and condition of application and surface roughness and porosity.

Recommended Usage: Ideal for use on metal and all types of timber, e.g. chipboard, plywood, etc. especially where early sanding is required and speed of over coating is essential. It can be over coated with subsequent topcoats.

Note: Not recommended on lime wash

Packs



1 Ltr



4 Ltr

Autolac Automotive Paints

Rely Paints Autolac NC finish is a high gloss topcoat based on nitrocellulose resins. It provides excellent adhesion to the surface and provides tough film. It provides rapid drying and good coverage. Can be used for refinishing purpose.



Product Features

- Excellent for refinishing
- Rapid drying, superb flow & levelling
- Resist most salts & alkalis
- Excellent scratch hardness, durability & gloss
- Good adhesion direct on frp & abs with special treatment
- Resistance to oil, grease, water & aliphatic solvents
- Gloss level above 70 can be achieved without polishing & rubbing



Colour Range
150+ solid shades
25+ metallic shades



Application
Spray



Recommended Thinner/ Cleaner
Rely Thinner
222/444



Finish
Smooth & Egg
Shell Gloss



Coverage
170-210
sqft/ ltr/ 1 coat**
85-115 sqft
sqft/ ltr/ 2 coats**



Dilution
By Spray: 100%
of Rely Thinner 222/
444 in 1 ltr of
Autolac NC topcoats



Drying Time
Surface Dry: 5 -10 mins
minimum
Tack free: 25-30 mins
Nail Hardness: Overnight
Into Service time: 24 hours
minimum



Gloss Level
50+ units at 20 deg GH
on tin plate when released

**Actual coverage may vary from the quoted coverage due to factors such as method and condition of application and surface roughness and porosity.

Recommended Usage: Ideal for use on wooden surfaces for better leveling for wooden furniture and carpentry works. Also suitable as a body filler for automotive surfaces.

Note: Not recommended on lime wash

Packs



1 kg



4 kg



Rethane 2K PU Finishes



Rely Paints Rethane 2K PU Finishes is a two component, composition based on Polyester modified copolymer cured with High molecular Weight Polyisocyanate, to be used as topcoat with or without a clear finish coat, designed for usage for light commercial vehicles, passenger cars and equipment.

For new finish and repairs, from spot-repair up to total re-spray. Rethane 2K PU Finish has a brilliant gloss, with long durability.

Product Features

- Excellent coverage
- It is easy to apply with excellent surface flow
- It has got excellent polish ability excellent
- Excellent durability, chemical resistance
- Levelling properties and smooth appearance
- Overnight hardness
- Properties, good hold out & gloss retention
- High build finish combined with excellent doi



Colour Range
All IS & RAL Solid
Shades, Customised
Solid Shades



Application
Spray



**Recommended
Thinner/ Cleaner**
Rely PU Thinner 888
Rapid/ Standard/ Slow



Finish
Smooth & Glossy



Coverage
60-90
sqft/ ltr/ 1 coat**



Dilution
By Spray: 30-40% of
Rely PU Thinner 888
Rapid/ Standard/ Slow



Drying Time
Dust free: 30-45 minutes
Dry to Handle: 5-6 hours at
30 deg C
Polishing: 24 hours



Gloss Level
80+ units at 20 deg GH
on tin plate when released

**Actual coverage may vary from the quoted coverage due to factors such as method and condition of application and surface roughness and porosity.

Packs



Hardner: 200 ml / 1 Ltr



Top Coat Base: 1 Ltr / 4 Ltr

Recommended Usage: Ideal and designed for usage at refinishing of passenger

Note: Not recommended on lime wash





RELY PAINTS
RETHANE 2K
PU Finishes

RELY PAINTS
AUTOLAC
Automotive Paints

RELY PAINTS
SWIFT-O-GLOSS
Auto Finish
1L




RELY PAINTS PRIVATE LIMITED

An ISO 9001-2015 Certified Company

Head Office:

Plot No. 6, 7 & 8, Khasra No. 1323,
Meerut Road, Merta
Ghaziabad -201 003, (U.P.), India

 **+91-92779 69696**